

2010 BLOCK OF THE MONTH
“MAPLE LEAVES”
JUNE BLOCK

The unfinished block size for each Maple Leaf unit is: **5” square**

CUTTING INSTRUCTIONS

Background: 12 2 3/8” x 2 3/8” squares

4 2” squares

Leaf Color 12 2” x 2” squares

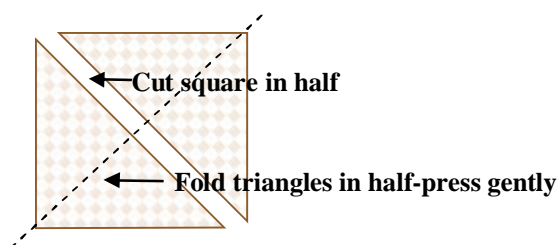
8 2 3/8” x 2 3/8” squares

4 3/4” x 3 1/2” strips

Step 1: Stem Section


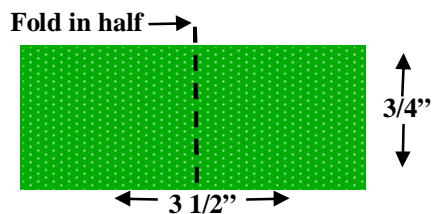
a) Cut 4 of the 2 3/8” squares of background in half diagonally.

b) Fold each triangle in half and press gently to mark the center.

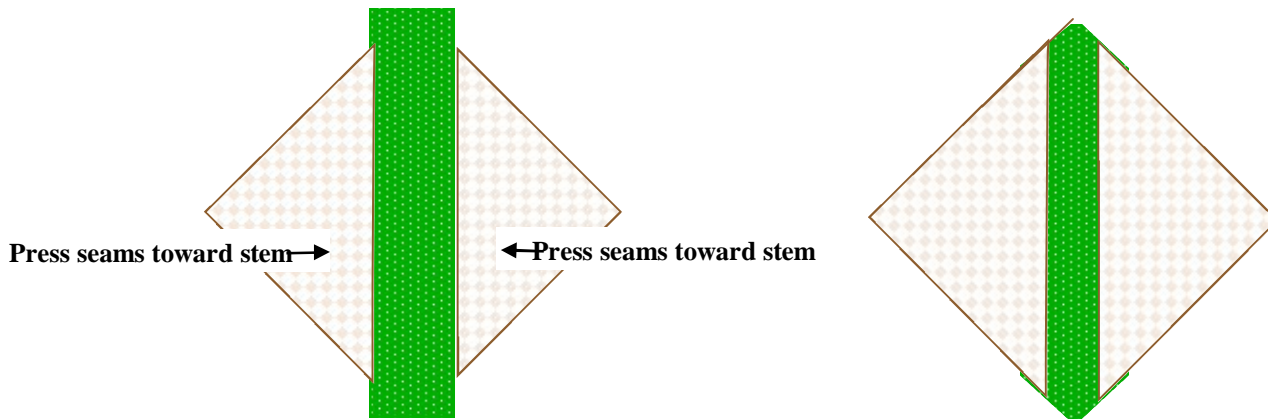


c) Press each of the four 3/4” x 3 1/2” leaf strips in half gently to mark the center.

d) Sew each strip to a triangle **matching the pressed center marks**, right sides together. **Do not press yet..**



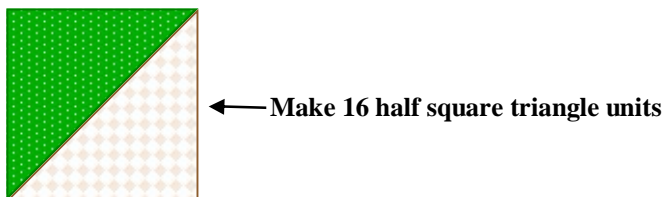
- e) Sew a second triangle to the other side of the stem, right sides together **matching center marks**.
- f) Press both seams toward the stem. This will give your stem a stuffed look. If you are having difficulty, trim bottom seam slightly.
- g) Using a square ruler with a 45 degree line to the corner, trim each stem unit to 2" square by placing the 45 degree line on the stem section of the unit so it stays in the middle as you trim. Don't worry if your stems are not perfectly straight - unless you are a perfectionist. Real stems are not perfect.



Step 2

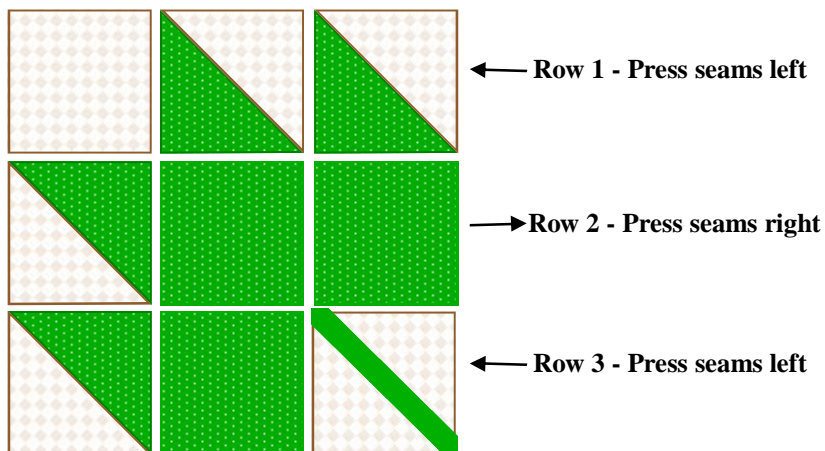
- a) Using the half square triangle technique from our February "Starry Sky BOM", Step 1, make 16 half square triangle units using 8 - 2 3/8" leaf color squares and 8 - 2 3/8" background squares.

Each half square triangle unit should measure 2" square. To trim your units, use the square ruler with the 45 degree line to the corner. Make sure as you trim, that the 45 degree line is on your diagonal seam.



Step 3

- a) Lay your leaves out as follows: →
- b) Sew together in rows. Make sure as you sew that your half square triangle units are in the correct position. It is very easy to turn the unit around when you pick it up.
- c) Press as indicated.
- d) Sew rows together as indicated, matching seams. Press seams toward Row 2.



Make 4 Maple Leaf Units