

TRAVEL LOG

Change happens on many levels. There are the many moves that so upend us. There is the transplanting of others, which leaves us behind, hollow and sad. For many there is the inevitable empty nest when children finally find their wings and fly. And there is change on a deeply personal level as we discover the need to listen to our heart. The journey of inner transformation compels us to uncover our focus, our resilience, our passion, and our love. What change comes to mind as you consider this design? How can you represent this growth as you shade your Rambler block?



Rambler


10" finished

The only person you can change is yourself.

The main part of this block is made with Flying Geese units. For a quick review of this easy piecing technique, see page 23.

CUTTING RECIPE

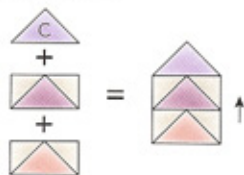
- | | | | | |
|---|-------------|--|---|------------------------|
| A | 2 1/4" x 4" | | → | Cut 4 dark
4 medium |
| B | 2 1/4" | | → | Cut 16 light |
| C | 3 3/8" | | → | Cut 2 medium light |
| D | 4" | | → | Cut 1 accent |
| E | 6 1/4" | | → | Cut 1 Background 1 |



Step 1: Make 4 Flying Geese units using the dark A and light B. Make 4 units using the medium A and light B.



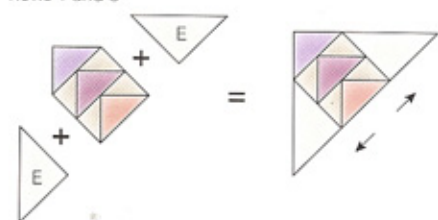
Step 2: Make 4.



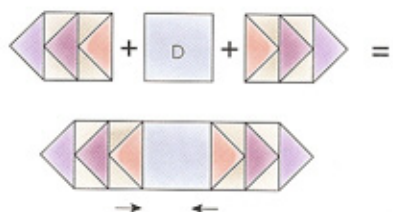
You know, you can stay stuck in one place never dreaming of the good things up ahead, around the bend, outta sight.
Reflection

Step 3: Assemble the diagonal rows.

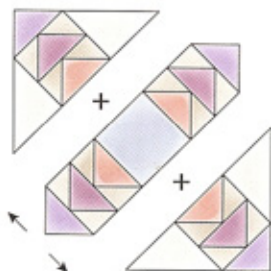
Rows 1 and 3



Row 2



Step 4: Join the rows, carefully matching intersections.



Step 5: Make a tracing paper overlay for the forget-me-not. Appliqué to D. Perfect!

