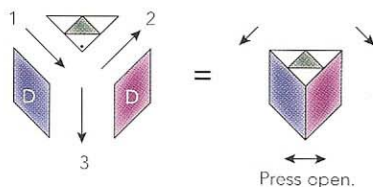


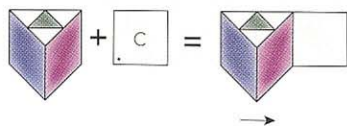
Step 3: Mark a dot $\frac{1}{4}$ " on seam allowance A/B units and all C's.



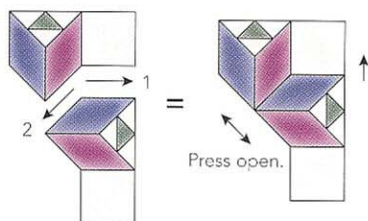
Step 4: Use Y-seam construction; stop at the dots to make 4.



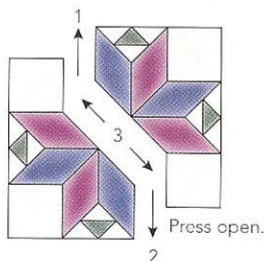
Step 5: Add a C square to each of the A/B/D units.



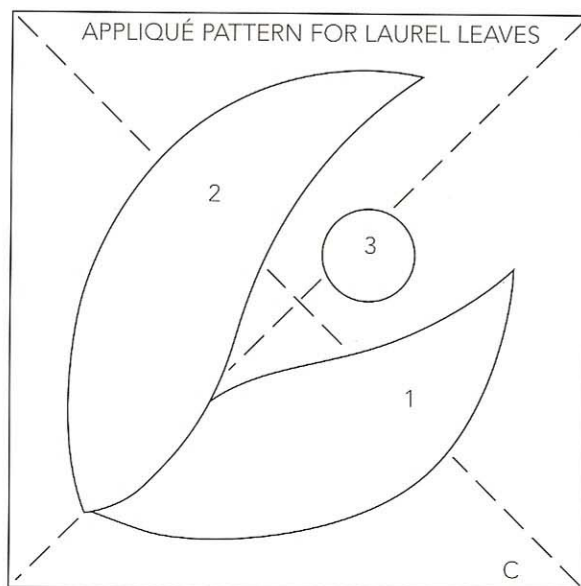
Step 6: Join 2 of the A/B/D/C units together. Repeat.



Step 7: Join the 2 star halves, following the arrows and stopping at the dots. Easy does it!



Step 8: Make a tracing paper overlay for the laurel leaves. Appliqué to each C. Your Diamond Star is stunning.



On September 11th, 2001, I realized something important as the events unfolded. I heard about the first airplane while still at home, then the next two at an attorney's office, then the last after I arrived at my place of work. I thought, "This is the end." I told everyone they could leave and go home, and I thought I would, too. I wondered what I would do at home. Finish a quilt I was working on? No, that wouldn't do. That didn't matter anymore. Why finish? Well, then a new thought. I would garden. That would bring comfort. Nope. That wouldn't work; no sense in weeding on the "last day." No, if it was over, it was over. I'd just wait. I felt peaceful with that thought. My only regret? I wished I was leaving with nothing left, that I had given away more to help others.

DCF