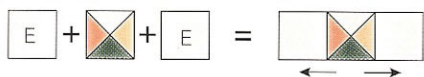
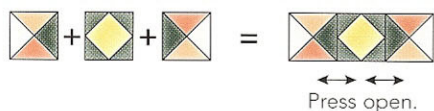


**Step 5:** Assemble the rows.

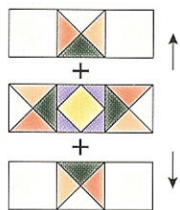
Rows 1 and 3



Row 2



**Step 6:** Join rows together. Be extra careful to lock up intersections nicely.



**Step 7:** Make a tracing paper overlay for the lovely geranium.

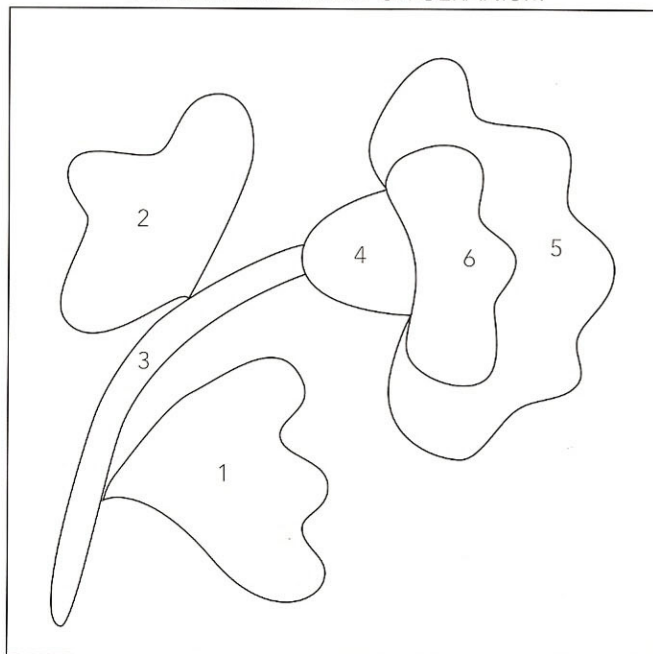
Appliqué to each E square. Now your Friendship Star shines as beautifully as all your friends.

Greater love has no one than this, that he lay



down his life for his friends. John 15:13

APPLIQUÉ PATTERN FOR GERANIUM



Believe nothing you hear,  
half of what you see, and  
only one-fourth of what  
you know to be true.



A merry  
companion is  
music on a  
journey.