

TRAVEL LOG

One of the greatest lessons our journey offers is the discovery of our special gifts and talents. The pilgrimage to our most fulfilled self involves recognizing our abilities, cultivating them, and then sharing them with the world. Won't you take a moment to celebrate your gifts by listing them here? The world is made a more beautiful place by your generous sharing. Thank you for being you!



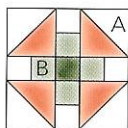
Churn Dash

10" finished

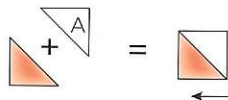
Have fun coloring this block to represent the work you love as well as the work you dislike.

CUTTING RECIPE


- A 4⁷/₈"  Cut 2 Background 1
2 dark
- B 2¹/₂"  Cut 4 Background 1
4 medium
1 dark



Step 1: Make 4.

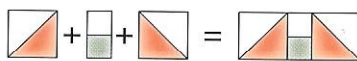


Step 2: Make 4.



Step 3: Assemble the rows.

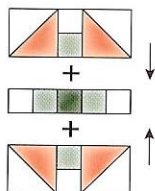
Rows 1 and 3



Row 2



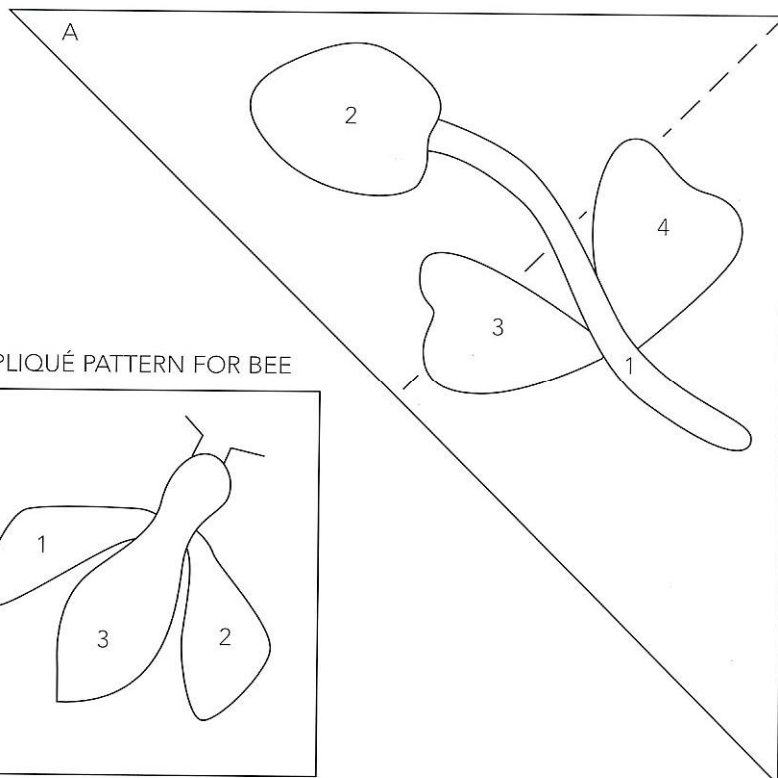
Step 4: Join the rows, carefully matching intersections.



Anything worth doing is worth doing well.

Step 5: Make a tracing paper overlay for the clover. Appliqué to background A's. Appliqué the bee onto center B. Embroider antennae with 2 strands of gold floss. Your beautiful work is now done!

APPLIQUÉ PATTERN FOR CLOVER



APPLIQUÉ PATTERN FOR BEE